



UNG IMMUNIZATION REQUIREMENT SUBMISSION INSTRUCTIONS


How to Upload Your Immunization Records

1. Prepare your immunization records by having your healthcare provider complete the . You may also submit your state's if all required immunizations are present with no exemptions (for Georgia this is Form 3231).
2. Scan the completed immunization forms so they are in a digital format.
(gif, jpg, png, pdf)
 - o

- Upload your immunization forms by clicking on the green *Update* button next to Immunization Records.




- from your device and upload. Remember to click *Save*.



- Enter the immunization dates for each of the required vaccines by clicking on its corresponding green *Update* button.



- Once you upload a document, the status in the *Details* column will change from "No Data" to "Awaiting Review."



9. Once your records have been
"Compliant" and *Details*


Status will change to



10. Your *Overall Clearance Status*, located above the list of requirements, will change to



Items required for clearance:



Immunization records

Measles Update

Mumps Update

Pertussis (Tdap) Update

Rubella Update

Tetanus-Diphtheria Update


es

- - ç s

> ç > ç ¥

Z ç i ç ç W ç

W



- ç Z ç

3 ç > W ç

- ç Z ç